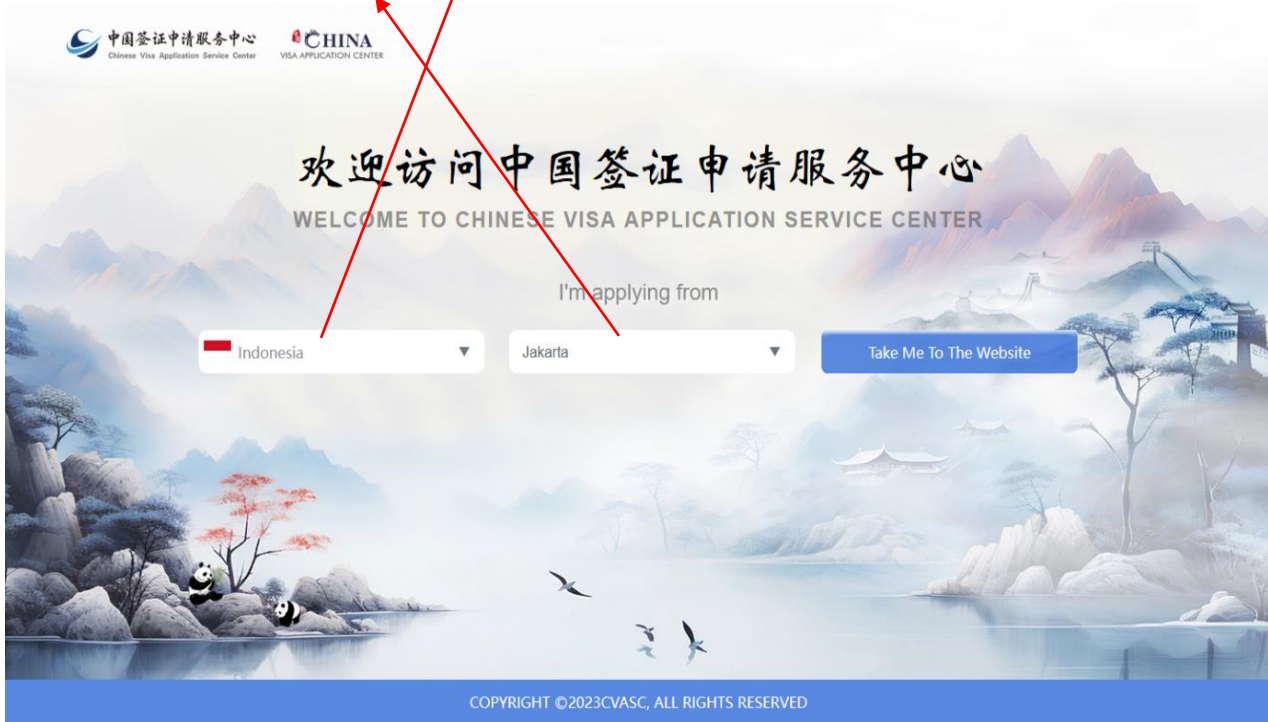


GUIDANCE FOR SUBMITTING ONLINE APPLICATION

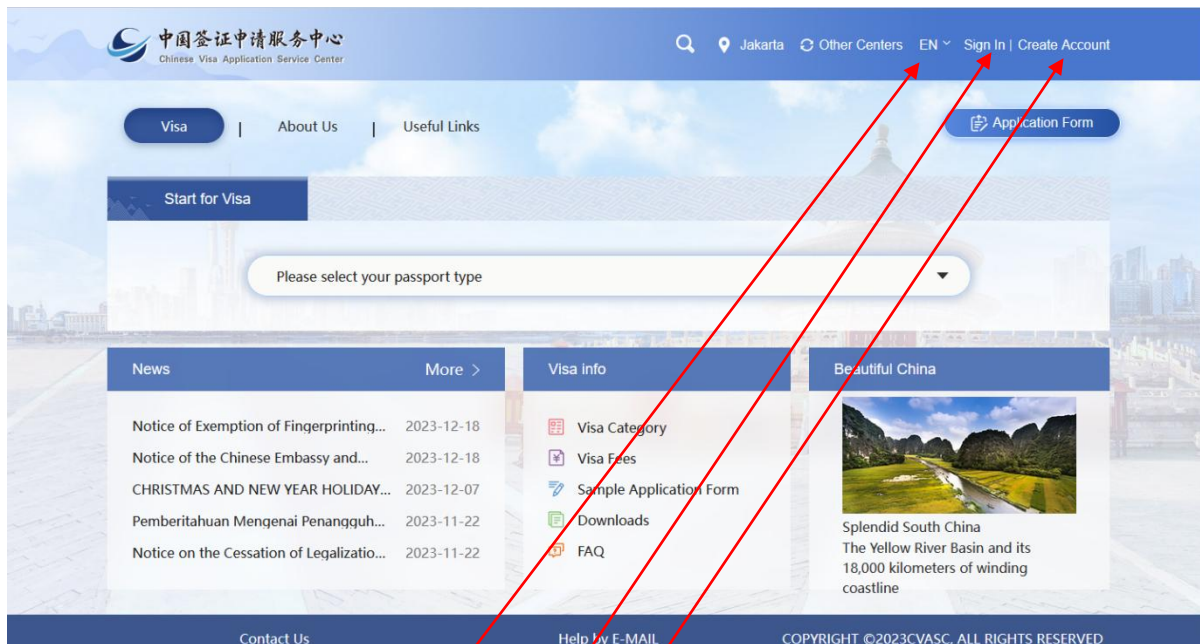
Please visit our website www.visaforchina.cn

1. Select country/region - Indonesia
2. Select the city - Jakarta



The screenshot shows the homepage of the Chinese Visa Application Service Center. At the top, there are logos for the '中国签证申请服务中心' (Chinese Visa Application Service Center) and 'CHINA VISA APPLICATION CENTER'. The main heading is '欢迎访问中国签证申请服务中心' (Welcome to Chinese Visa Application Service Center) with the English translation 'WELCOME TO CHINESE VISA APPLICATION SERVICE CENTER' below it. A form section titled 'I'm applying from' contains two dropdown menus: the first is set to 'Indonesia' and the second is set to 'Jakarta'. A blue button labeled 'Take Me To The Website' is to the right of the dropdowns. A large red 'X' is drawn over the entire form area, with arrows pointing from the instructions above to the dropdown menus. The background features a traditional Chinese ink wash painting of a landscape with mountains, a lake, and a panda. At the bottom, a blue footer contains the text 'COPYRIGHT ©2023CVASC, ALL RIGHTS RESERVED'.

Please ensure that you select the correct city when submitting your visa application. If you choose the wrong application location, you will not be able to reapply through the same system. In such cases, you must request the cancellation of your application from the visa centre where it was originally submitted. Once the cancellation is completed, you may submit a new application form with the correct selection.

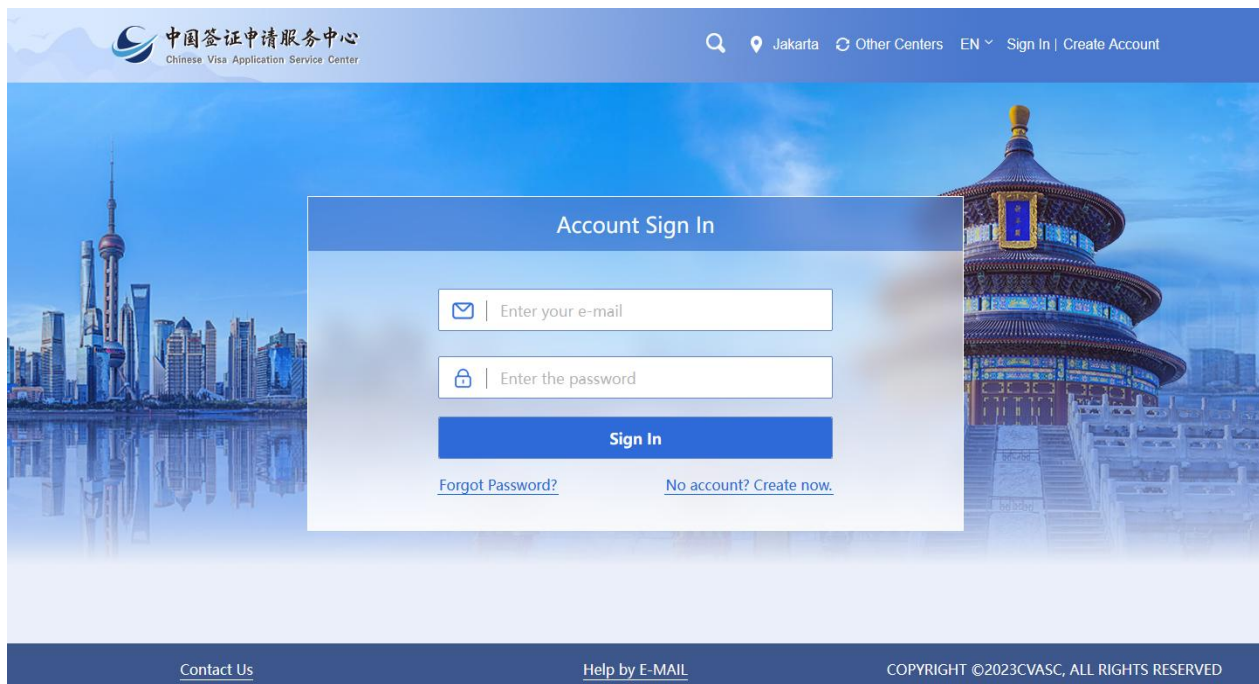


Click this one for change the language (English or Chinese)

If you already have the account, you may directly click Sign in

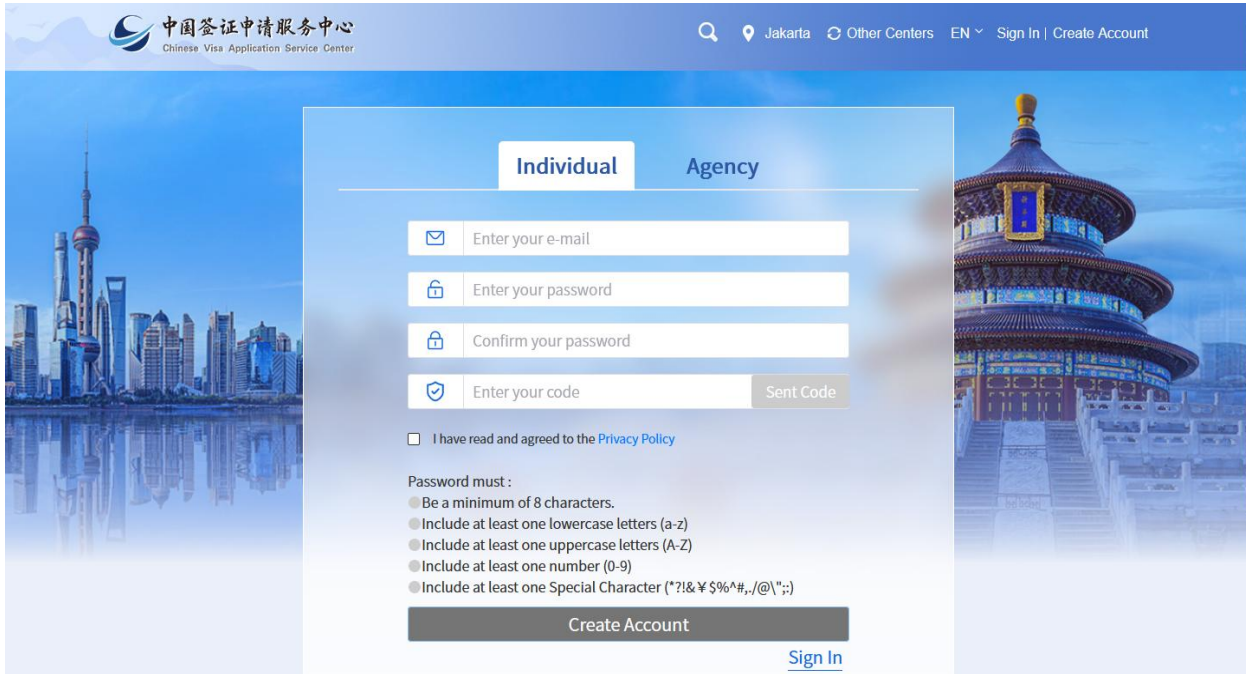
If you don't have an account, please click Create account.

If you already have an account, you may directly sign in to your account.



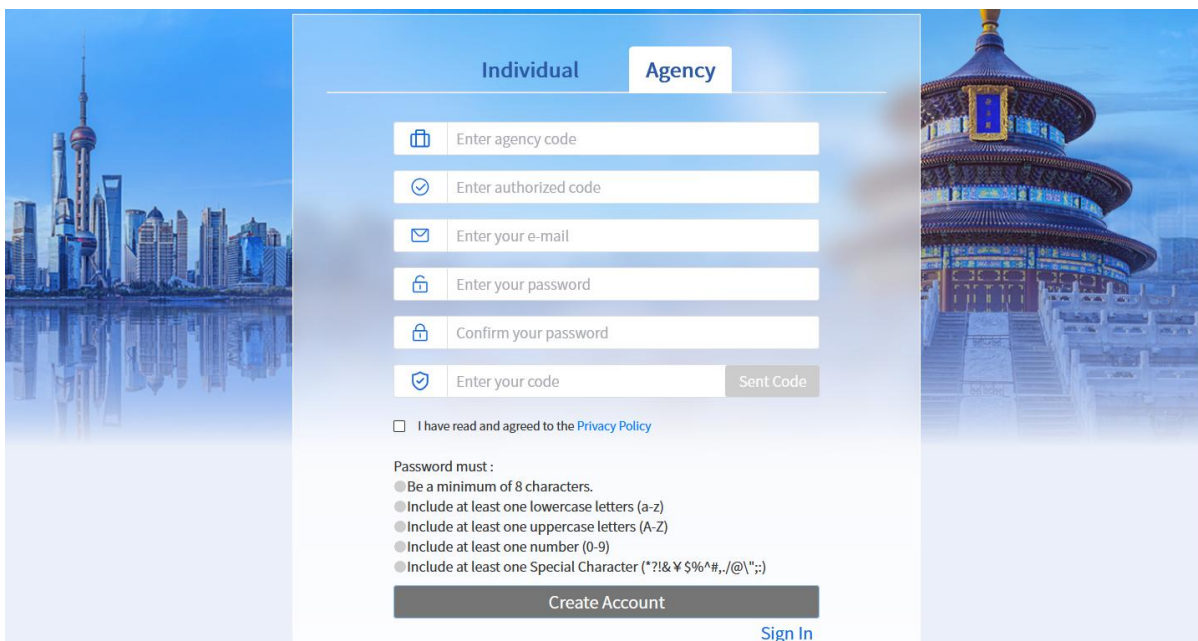
If you don't have an account, you need to create the account first.

- Please use the email address you usually use
- Enter the password. Please carefully read the password requirements.
- To get the verification code, please click SENT CODE and the verification code will be automatically sent to your email. Please check it on the inbox or Spam.



The screenshot shows the CVASC website's account creation page for individuals. The header includes the CVASC logo, the text '中国签证申请服务中心' and 'Chinese Visa Application Service Center', a search icon, location 'Jakarta', a link to 'Other Centers', language 'EN', and links for 'Sign In' and 'Create Account'. The main content area has two tabs: 'Individual' (selected) and 'Agency'. The 'Individual' form includes fields for 'Enter your e-mail', 'Enter your password', 'Confirm your password', and 'Enter your code' with a 'Sent Code' button. Below these fields is a checkbox for 'I have read and agreed to the Privacy Policy' and a list of password requirements: minimum 8 characters, at least one lowercase letter (a-z), at least one uppercase letter (A-Z), at least one number (0-9), and at least one special character. At the bottom are 'Create Account' and 'Sign In' buttons.

If you are one of the travel agencies registered at our visa centre, you can directly enter the agency code that informed, and for the authorized code, please enter your Business license (NIB) number.



The screenshot shows the CVASC website's account creation page for agencies. The header is identical to the individual page. The main content area has two tabs: 'Individual' and 'Agency' (selected). The 'Agency' form includes fields for 'Enter agency code', 'Enter authorized code', 'Enter your e-mail', 'Enter your password', 'Confirm your password', and 'Enter your code' with a 'Sent Code' button. Below these fields is a checkbox for 'I have read and agreed to the Privacy Policy' and the same list of password requirements as the individual page. At the bottom are 'Create Account' and 'Sign In' buttons.

The display will appear like this after you sign in/create an account.

The screenshot shows the CVASC website interface after a user has logged in. The top navigation bar includes the CVASC logo, search, location (Jakarta), other centers, language (EN), and a 'My Account' link. Below the navigation bar, there are tabs for 'Visa', 'About Us', and 'Useful Links', along with an 'Application Form' button. The main content area features a 'Start for Visa' section with a dropdown menu labeled 'Please select your passport type'. Below this, there are three columns: 'News' with a list of recent updates, 'Visa Info' with links to Visa Category, Visa Fees, Sample Application Form, Downloads, and FAQ, and 'Beautiful China' with a scenic image and text about South China. The footer contains 'Contact Us', 'Help by E-MAIL', and a copyright notice for 2023 CVASC.

For first-time applicants for a Chinese visa who are unsure about the requirements, please follow these steps.

After finish input the information, please click Start a form

This screenshot shows the CVASC website after a user has filled out the application form. The top navigation bar now includes an 'Authentication' tab. The 'Start for Visa' section displays the entered information: 'Type of passport: Ordinary', 'Validity of Passport: Six months or more', 'Date of arrival in China: 2025-8-1', and 'Purpose of Visit: M'. A red arrow points to the 'Start a form' button. The 'News' section lists updates for 2025, including the Dragon Boat Festival, Hari Raya Aidilfitri, and Nuzul Al-Quran. The 'Visa Info' and 'Beautiful China' sections remain the same as in the previous screenshot.

01

Process

02

Filling out forms

03

On site handling and fees

04

Get your Visa

(1) Passport
Original passport with at least six months of remaining validity and with blank visa page, a photocopy of the passport's data page, observation page and the photo page if it is separate.

(2) Visa Application Form and Photo
One completed Visa Application Form with **ONE** recent 6 months colour passport photos (bare-head, full face, clear) against a white background (size: 48mm x 33mm) attached. The detailed please [click here](#).
You need complete to [Create account](#), [login in](#) and fill online [Application form](#), print it out and sign it; Please remember to bring the completed form to the Visa Centre to submit your application.

(3) Proof of legal status (applicable for those not applying for the visa in their country of citizenship)
If you are not applying for a visa in the country of your citizenship, you must provide the original and photocopy of your valid certificates of residence, employment or student status, or other valid certificates of legal stay provided by the relevant authorities of the country where the Visa Centre is located.

(4) Photocopy of previous Chinese passports or previous Chinese visas (applicable for former Chinese citizens born in China, including Hong Kong, Macau and Taiwan).
If you are applying for a Chinese visa for the first time, you should provide the last Chinese passport held (if applicable) and a photocopy of its data page.
If you have obtained Chinese visas before and apply for a Chinese visa with a renewed foreign passport that does not contain any Chinese visa, you should present the photocopy of the previous passport's data page and the photo page if it is separate, as well as the previous Chinese visa page (If your name on the current passport differs from that on the previous one, you must provide an official

(1) Documents concerning commercial activity issued within 3 months by a trade partner in China or trade fair invitation. The invitation letter should contain:

- Information of the applicant (incl. full name, gender, date of birth, etc.);
- Details of the planned visit (incl. purpose of visit, arrival and departure dates, place(s) to be visited, relationship between the applicant and the inviting party, details of any financial support to be provided during the stay in China);
- Information of the inviting party (incl. name, contact telephone number, address, official stamp, signature of the legal representative or individual).

(2) A letter of dispatch issued within 3 months by dispatch company.

(3) For visa application of multiple entries valid for one year and above, the photocopy of china visas granted within 2 years and the corresponding immigration records shall be provided.

(1) The invitation letter may be in the form of fax, photocopy or computer printout, but the consular officer may require the applicant to submit the original of the invitation letter. An issuer of invitation letter who is an individual in China should also provide a photocopy of his/her Chinese ID (both front and back sides).

(2) If necessary, the consular officer may require the applicant to provide other proof documents or supplementary materials, or require an interview with the applicant.

(3) The consular officer will decide on whether or not to issue the visa and on its validity, duration of stay and number of entries in light of specific conditions of the applicant.

(4) Please use A4 size papers to print or photocopy all the documents for application.


Reading completed, starting to fill out the form

The display will appear like this, and the requirements is following the type of visa you have chosen.

If everything is clear and all your visa application documents are complete, then please click "Reading completed, starting to fill out the form"

For other option you can directly click this to fill in the application form.



 中国签证在线办理
China Online Visa Application (COVA)

Guidelines for Filling in the China Online Visa Application (COVA) Form

(*)This website supports the following browsers: Google Chrome, Microsoft Edge, Mozilla Firefox (version 54.0 and higher), and Safari (version 10.0.1 and higher).

1. When filling in the application form, if you want to move to the next or previous page, please click the "Next" or "Previous" button at the bottom of the page, and do not use the forward or backward function of the browser.
2. Please fill in each column correctly. The items marked with "*" are mandatory. You have to answer all the mandatory questions on the page before proceeding to the next step. Some of these items have the option of [Not Applicable]. If a question does not apply to you, please tick "Not Applicable" to proceed.
3. If you have questions about the items in the COVA, you may click the "Help" button on the upper right corner to get help.
4. You may click the [Save] button to save an unfinished form, but the contents can only be kept for 30 days in the system. You can continue to fill in the unfinished form within 30 days by logging in to your account.
5. **Please make sure the form is correctly completed before you click the "Submit" button. Once the application is submitted, you cannot make any changes.**
6. After submitting the application, you need to upload the electronic version of the application materials, which should be clear and complete, as required by the relevant Chinese Embassy/Consulate.
7. The relevant Chinese Embassy/Consulate may require you to make an appointment for a video interview and subsequently make an appointment for a visit to the Chinese Embassy/Consulate to submit your passport. Please closely follow the status of your application.
8. Please fill in the form in **Chinese or English**.
9. **The system only accepts visa applications for entry dates within the next 90 days. Applications submitted outside of this period will not be processed.**
10. **Once your application has been approved, please proceed promptly to the visa centre or Embassy or Consulate to complete the visa process, in order to avoid the application becoming invalid.**

Notice: Submitting the COVA Form online does not mean that you will get the visa you have applied for. The final decision on the visa will be made by the Chinese Embassy/Consulate, which may be different from your application.

The city you have chosen for your visa application is: **JAKARTA**

[Start filling in the form.](#)

After you click the registration form, a page like this will appear. Please click "Start filling in the form."

When filling out the form, make sure all information is entered correctly, especially your personal data. Once you submit the form, if there is any error in your personal information, the form cannot be revised. It can only be cancelled in your account.



1 Fill in the form online.

2 Upload materials

3 Please confirm the information entered is correct.

4 Payment

1、 Personal information

2、 Type of visa

3、 Work information

4、 Education

5、 Family information

6、 Information on your travel

7、 Information on previous travel

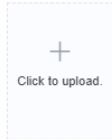
8、 Other information

9、 Declaration

Please fill in the form in Chinese or English.

1、 Personal information

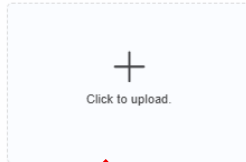
* Upload your photo.



[View the photo requirements.](#)

* Data page of the passport

* Please upload a screenshot of the data page of your passport.



Please upload a recent photo and ensure it meets the photo requirements.
Please upload the the passport ID page (information page)

Please fill in the form in Chinese or English.

1、 Personal information

2、 Type of visa

3、 Work information

4、 Education

5、 Family information

6、 Information on your travel


7、 Information on previous travel

8、 Other information

9、 Declaration


1、 Personal information

* Upload your photo.



* Data page of the passport

* Please upload a screenshot of the data page of your passport.



Please ensure that the photo is uploaded successfully. Once completed, the screen will display as shown above.

1.1 Name Help

* 1.1A Family name (as shown on your passport, if any) ☐ Not applicable

* 1.1B Given name(s) (as shown on your passport, if any) ☐ Not applicable

1.1C Other name(s) or former name(s)

1.1D Chinese name (in Chinese, if any)

If your name consists of only one syllable, please fill it in the GIVEN NAME column and check the NOT APPLICABLE box in the FAMILY NAME column.

If your passport's endorsement page includes an additional name and you would like to use that name, please enter it directly in the provided name fields (not in the "Other Name" section), and make sure to upload that page when submitting your visa application.

If you were born in China or have a Chinese name, please enter your Chinese name in Mandarin characters in this field.

2、Type of visa

* 2.1 The type of visa that you are applying for and the main purpose of your visit to China Help

(L) Tourism

☒ Individual tourist

☐ Group tourist

Courtesy visas are issued at the discretion of the Chinese authorities.

If your purpose is tourism, please select INDIVIDUAL TOURIST, as the visa center does not issue GROUP TOURIST visas.

2. Type of visa

* 2.1 The type of visa that you are applying for and the main purpose of your visit to China

[Help](#)

Other purposes

(C) Crew member

(G) Transit

(D) Permanent residence

(R) Foreigner of high talent or specialist

Diplomatic visa

Official visa

Person related to diplomatic or consular missions or international organisations in China

Other purposes



Please do not select the visa type 'OTHER'. If you have any questions or are unsure about which visa type to choose, please contact us via email at jakarta@visaforchina.org or by phone at +62-21-57938655/58.

* 2.3 Visa application information

[Help](#)

2.3A Visa validity of your application (months)

3

2.3B Maximum duration of stay of your application

(days)

30

2.3C Entries of your application

☒ Single ☐ Double ☐ Multiple

The decision pertaining to the entries, validity, and duration of stay of each visa is made by the Chinese Embassy/Consulate General, and the result may be different from your application.

For instructions on how to fill out this section of the form, please refer to the following:

- 2.3A refers to the validity period of the visa.
If you are applying for a single-entry visa, please fill in 3 months.
If applying for a double-entry visa, fill in 6 months.
If applying for a multiple-entry visa, fill in 6 months, 12 months, or more, depending on your circumstances and the applicable requirements.
- 2.3B refers to the duration of your stay in China.
If your stay is less than 30 days, you may enter 30 days.
If your stay will exceed 30 days, fill in the duration based on your actual needs.
- 2.3C refers to the number of entries you are applying for.
Please select according to your needs. For long-term visit visa types such as Z, X1, S1, Q1, and J1, only SINGLE ENTRY is allowed.

6.5 Person sharing the same passport with you

* 6.5A Are you traveling with someone who shares the same passport with you?

☐ Yes ☐ No

For item 6.5, please select **NO**.

6.2 Inviting person/contact or organization in China

☐ Not applicable

* 6.2A Name

Please enter.

6.2B (The contact person's) relationship with you

Please enter.

* 6.2C Phone No.

Please enter.

6.2D Email

Please enter.

* 6.2E Province/state

Please select.

* City

Please select.

6.2F Post code

Please enter.

For item 6.2A:

If you have an invitation letter issued by a Chinese company, organization, or university, please enter the name of the company/institution.

If the invitation letter is from an individual (such as a family member or friend), please enter the name of the inviter.

For item 6.2B:

Please indicate the relationship between the inviter and the applicant.

For items 6.2C, D, E, and F:

Please fill them out according to the details stated in your invitation letter.

If you do not have an inviter, please check the box for NOT APPLICABLE.

Kindly continue filling out the form based on the purpose of your travel to China.

中国签证在线办理
China Online Visa Application (COVA)

1 Fill in the form online. 2 Upload materials 3 Please confirm the information entered is correct. 4 Payment

1. Personal information
2. Type of visa
3. Work information
4. Education
5. Family information
6. Information on your travel
7. Information on previous travel
8. Other information
9. Declaration

Please fill in the form in Chinese or English.

9. Declaration

* 9.1 The person who fills in the form

☒ Applicant ☐ The person who fills in the application on behalf of the applicant

9.1 To be filled in by the applicant

* 9.1A Declaration

I hereby declare that I have read and understood all contents of this application form and shall bear all legal consequences for the authenticity of the information and application materials I provide.
I understand that the final decision on whether to grant a visa and the visa type, number of entries, validity, and duration of each stay will be determined by the consular officer, and that any false, misleading, or incomplete statement may result in the refusal of a visa or denial of entry into China.
I understand that express visa service needs to be approved by the consular officer, and an extra fee will be charged.
I understand that, according to Chinese law, even an applicant with a Chinese visa may be denied entry into China.

My visa application will be submitted at JAKARTA (city) to the Chinese visa issuing authorities.

Notice: A parent or guardian should sign on behalf of a minor under the age of 18.

☒ I understand and agree with the above.

Previous Save Next

At this section, please click “I understand and agree with the above” and then click “Next.” If you are representing the applicant, then click ‘The person who fills in the form’. The screen will appear as shown below. Click ‘Next’ to proceed.

1. Personal information
2. Type of visa
3. Work information
4. Education
5. Family information
6. Information on your travel
7. Information on previous travel
8. Other information
9. Declaration

9. Declaration

* 9.1 The person who fills in the form

☐ Applicant ☒ The person who fills in the application on behalf of the applicant

* 9.2A Name

Aldo

* 9.2B Relationship with the applicant

Friend

* 9.2C Address

Jakarta

* 9.2D Telephone

0216587521

* 9.2E Declaration

I declare that I have assisted in the completion of this form at the request of the applicant and that the applicant understands and agrees that the information provided is true and correct.

☒ I understand and agree with the above.

Previous Next

After completing the form, the next step is to upload your documents.

The required documents depend on your visa application category.

Please upload all pages of both your current and previous passports (from the past five years). The passport pages that must be uploaded are those containing visas and all entry/exit stamps.

The example below is for an L visa application.

The display will appear as shown below.

The screenshot shows a web interface for uploading passport materials. At the top, a progress bar has four steps: 1. Fill in the form online (completed with a green checkmark), 2. Upload materials (active, highlighted in blue), 3. Please confirm the information entered is correct, and 4. Payment. Below the progress bar, a message states: 'The following materials need to be uploaded: Please ensure that the uploaded materials are complete, with clear images and even light. For samples of the materials, please refer to or download from the website of the Embassy/Consulate.' This is followed by a section for '护照信息页' (Passport information page) with a link to 'See examples'. Below this, there is a detailed instruction in Chinese and English regarding passport validity and blank pages. At the bottom, there are four upload slots. The first slot is a thumbnail of a passport page. The other three slots are empty and each contains a plus sign icon, the text 'Click to upload.', and '其他信息页 (Optional) Other pages'.

Please upload the following: the passport ID page (first page), the endorsement page, and all pages containing entry-exit stamps and visas from any country.

If there is not enough space to upload them separately, you may **combine them into a single PDF file**.

Make sure the file size is **not too large**.

If the upload fails due to the file size, please **compress the file** before uploading.

如果您是**非**印尼国籍的外国人

If you are a non-Indonesian foreigner/Jika Anda bukan WNI

如果您不是印尼籍而在印尼申请签证，请上传在印尼的合法居留、工作、学习的有效证明或有效签证。

If you are not Indonesian, please upload your valid certificates of residence, employment/student status, and stay permit provided by the relevant authorities of Indonesia./Jika Anda bukan Warga Negara Indonesia, harap unggah sertifikat tempat tinggal yang masih berlaku, status pekerjaan/pelajar, dan izin tinggal yang diberikan oleh otoritas terkait di Indonesia.



Click to upload.

居留许可 (Optional)
Stay Permit(KITAS/KITAP)



Click to upload.

工作证明 (Optional)
Employment Certificates



Click to upload.

其他证明 (Optional)
others



Click to upload.

其他证明 (Optional)
others



Click to upload.

其他证明 (Optional)
others

If the applicant is not an Indonesian citizen, please upload the most recent entry stamp into Indonesia, along with a copy of your KITAS, KITAP, or valid Indonesian visa.

Applicants who were formerly Chinese citizens are required to upload the following documents.

如果您曾有中国国籍，后加入外国国籍者

If you once had Chinese nationality and later acquired foreign nationality/Jika pernah naturalisasi dari Warga Negara Tiongkok ke Warga Negara asing

原中国护照或原中国签证（适用于曾有中国国籍，后加入外国国籍者）：如您系首次申请中国签证，须提供原中国护照原件及护照照片资料页复印件；如您曾获中国签证并持新换发的外国护照申请签证，须提供原外国护照照片资料页及曾获得的中国签证复印件（如果新护照所记载的姓名与原护照不一致，还须提供有关官方出具的更改姓名的证明文件）。
If you are applying for a Chinese visa for the first time, you should provide the last Chinese passport held and a copy of its data page. If you have obtained Chinese visas before and apply for a Chinese visa with a renewed foreign passport that does not contain any Chinese visa, you should present the photocopy of the previous passport's data page and the photo page if it is separate, as well as the previous Chinese visa page (If your name on the current passport differs from that on the previous one, you must provide an official document of name change)/Jika pertama kali mengajukan visa Tiongkok, Anda harus mengunggah paspor Tiongkok terakhir dan salinan halaman informasi paspor. Jika Anda pernah mengajukan visa Tiongkok sebelumnya, dan saat ini mengajukan visa dengan paspor asing yang tidak memiliki visa Tiongkok, maka perlu mengunggah paspor sebelumnya bagian halaman informasi dan foto, beserta bagian halaman visa Tiongkok sebelumnya (jika nama pada paspor Anda saat ini berbeda dari sebelumnya, harus menyertakan surat ganti nama resmi).



Click to upload.

原中国签证 (Optional)
Previous Chinese visa



Click to upload.

上一本中国护照 (Optional)
Previous Chinese passport



Click to upload.

其他 (Optional)
others



Click to upload.

其他 (Optional)
其他

Please upload proof of your round-trip ticket.

机票
Flight ticket/tiket pesawat

往返机票订单
Round trip ticket booking/Pemesanan tiket pulang pergi

+

Click to upload.
机票(Required field)
Flight itinerary

+

Click to upload.
机票 (Optional)
Flight itinerary

Please upload.

Please upload proof of your hotel reservation.

酒店
Hotel

酒店订单，如果上传旅游邀请函可以不上传本项。
For hotel bookings, if you upload a travel invitation letter, you do not need to upload this item. / Untuk pemesanan hotel, jika Anda mengunggah surat undangan perjalanan, Anda tidak perlu mengunggah item ini.

+

Click to upload.
酒店 (Optional)
Hotel

Please upload the tourism invitation letter (if available).

旅游邀请函 [See examples](#)
Invitation Letter for Tourist/Surat Undangan Wisata

已上传往返机票订单和酒店订单可不上传本项。 中国境内单位或者个人出具的旅游邀请函件。该邀请函须包含以下内容：（1）被邀请人个人信息：姓名、性别、出生日期、护照号码等；（2）被邀请人行程安排信息：抵离日期、旅游地点、食宿安排等；（3）邀请单位或邀请人信息：邀请单位名称或邀请人姓名、联系电话、地址、邀请单位印章、邀请单位法定代表人或邀请人。

If you have already uploaded the round-trip air ticket order and hotel order, you do not need to upload this item. An Invitation Letter for Tourist issued by a relevant unit or individual in China. The invitation letter should contain: a) Information of the applicant (incl. full name, gender, date of birth, passport number, etc.); b) Details of the planned visit (incl. arrival and departure dates, place(s) to be visited, accommodation arrangements, etc.); c) Information of the inviting party (incl. name of organization or person concerned, contact telephone number, address, official stamp of the organization, signature of the legal representative or individual). The invitation letter may be in the form of fax, copied or computer printout, but the consular officer may require the applicant to submit the original of the invitation letter. An issuer of invitation letter who is an individual in China should also provide a copy of his/her Chinese ID (both sides of ID Card)./Jika Anda sudah mengunggah pesanan tiket pesawat pulang-pergi dan pesanan hotel, Anda tidak perlu mengunggah item ini. Surat undangan wisata dikeluarkan oleh individu atau badan terkait di Tiongkok. Surat undangan harus mencakup: a) Informasi mengenai pihak yang diundang (nama, jenis kelamin, tanggal lahir, nomor paspor, dll); b) Informasi mengenai rencana kunjungan (termasuk tanggal kedatangan dan keberangkatan, tempat yang dikunjungi, perencanaan akomodasi, konsumsi dll); c) Informasi mengenai pihak pengundang (nama, nomor telepon, alamat, cap resmi, tanda tangan individu atau perwakilan resmi). Surat undangan diperbolehkan dalam bentuk faksimil, fotokopi maupun dokumen cetak, namun pejabat konsuler memiliki wewenang untuk meminta pemohon menyerahkan surat undangan yang asli. Untuk surat undangan dari individual di Tiongkok wajib melampirkan fotokopi kartu identitas Tiongkok-nya (sisi depan dan belakang).

+

Click to upload.
旅游邀请函 (Optional)
Letter for Tourist

+

Click to upload.
其他 (Optional)
others

补充材料

Supplementary materials/Dokumen tambahan

个人赴华声明、详细行程安排、工作证明、公司担保信、雇主信、结婚证、银行存款证明等 (自愿提供)

Personal statement for traveling to China, detailed itinerary, employment proof, company guarantee letter, employer's letter, marriage certificate, bank deposit certificate, etc (Voluntarily provided)/Surat pernyataan perjalanan ke Tiongkok, rincian rencana perjalanan, surat keterangan kerja, surat jaminan perusahaan, surat pemberi kerja, akta nikah, sertifikat deposito bank, dll. (disediakan secara sukarela)



Click to upload.

补充材料 (Optional)
Supplementary materials

Previous

Save

Next

Upon completing the upload of all required documents, kindly proceed by clicking the “Next” button.

Please review all completed form sections and uploaded documents on this page.

If any errors are found, you may edit them before submission.

Note: once submitted, the form cannot be modified or replaced.

Kindly click this if you need to “Modify or Edit”



中国签证在线办理

China Online Visa Application (COVA)

✓ Fill in the form online.

✓ Upload materials

3 Please confirm the information entered is correct.

4 Payment

1、Personal information

2、Type of visa

3、Work information

4、Education

5、Family information

6、Information on your travel

7、Information on previous travel

8、Other information

9、Declaration

10、Upload materials

1、Personal information

[Modify](#)

Photo

Data page of the passport

The next step is to submit your application. Kindly double-check to ensure that the form is completed accurately and free of any errors before submission.

1、Personal information

2、Type of visa

3、Work information

4、Education

5、Family information

6、Information on your travel

7、Information on previous travel

8、Other information

9、Declaration

10、Upload materials

监护人护照
Update time:
2025-06-14 10:40:22

机票
Flight ticket/tiket pesawat
往返机票订单
Round trip ticket booking/Pemesanan tiket pulang pergi

Submit the application form.

Click here to “Submit the application form.”
The system will prompt you to confirm your submission. Please click “Confirm.”

1、Personal information

2、Type of visa

3、Work information

4、Education

5、Family information

6、Information on your travel

7、Information on previous travel

8、Other information

9、Declaration

10、Upload materials

Are you sure you want to submit your application? You cannot make any changes to the application form after submission.

Confirm Cancel

Submit the application form.

The screen shown below will appear after you have clicked “Confirm” on the previous page. Upon completing the form and uploading all required materials, you are required to submit your application on the page displayed below.

Please be advised that the fees listed on the following page are subject to change and may vary at the time you present your passport at the visa centre.

Pay

1 Ways of submitting

* You would not get a refund if consular officers process your application for longer time.

☒ Normal ☐ Express

2 Collection option

* How are you going to collect your passport?

☒ By visiting the Visa Center

3 VIP service

4 Please select payment method

currency: Rp.

Payment method : ☒ Offline payment

Submit

Order Summary

Visa Fee:	1200000
Visa Rush Fee:	0.00
Total Visa Fee:	1200000
Service Fee:	325226
Service Rush Fee:	0.00
Post Service Fee:	0.00
VIP Fee:	0.00
VAT:	35774
Amount After VAT:	361000
Grand Total:	1561000

Click here to “Submit.”

After successfully submitting your documents, the website display will appear as shown below.

中国签证申请服务中心
Chinese Visa Application Service Center

Jakarta English ho****@gmail.com

ho****@gmail.com Logout>>

Visa

Completed

Queue record

To edit applications submitted by other centers, please login to the respective center's website!

APPLICATION NO. Passport NO. Created date Start date End date Search

Application Voucher Number	APPLICATION NO.	Passport NO.	Status	Creation Date	Submission Date
JKT3250614AL2400003	2025061491070009090	BB438447133	Under review	2025-06-14	

If the page on your website looks like the image shown, it means you have successfully submitted your visa application online. Please check the status of your visa application regularly. If any corrections are required or additional documents are requested, the application status will be updated accordingly, and a notification detailing the necessary information or actions will be sent directly to your email. Kindly ensure you also check your inbox, as well as your junk or spam folders, on a regular basis.

Please ensure that you have received the "VISA APPLICATION CERTIFICATE" email before visiting the Visa Center for passport submission. There is no need to make an appointment in advance. Once you have obtained the Visa Application Certificate, you may come directly to our Visa Application Center during working hours, Monday to Friday, from 09:00 to 15:00 WIB.

For information on the required documents and the visa application procedure for China, please refer to the NEWS section on our website at www.visaforchina.cn

If someone else will be submitting the passport on your behalf, please attach a **signed power of attorney letter affixed with duty stamp (Materai)**