



中国签证申请服务中心

Chinese Visa Application Service Center

# Online Visa Application Process in Montreal

2025-09-29

# 1. Select Application Location

Website: [www.visaforchina.cn](http://www.visaforchina.cn)

欢迎访问中国签证申请服务中心

WELCOME TO CHINESE VISA APPLICATION SERVICE CENTER

I'm applying from



Canada



Montreal



Take Me To The Website

**"Montreal"** as the application location.

## 2. Main Interface

Confirm "**Montreal**" is selected.

Montreal

Other Centers

EN

Sign In

Create Account

Visa

About Us

Useful Links

Application Form

Start for Visa

Please select your passport type

Click "Create Account" to create an account.

News

More >

Visa info

Beautiful China

Holiday  
Photo  
Notice  
Notice  
Instruction for Visa Applications  
2024-06-11

Review visa types and required materials.

Visa Category

Visa Fees

How to fill in Visa Application...

Downloads

FAQ



Splendid South China  
The Yellow River Basin and its 18,000 kilometers of winding coastline



# 3.Register Account

[Other Centers](#)[EN](#)[Sign In](#)[Create Account](#)

Enter your email  
for registration.

**Note:** Application  
results and  
vouchers will be  
sent here.

Individual

Agency

1393729898@QQ.COM

\*\*\*\*\*

Confirm your password

Enter your code

Sent Code

☐

I have read and agreed to the [Privacy Policy](#)

Password must :

Be a minimum of 8 characters.

Include at least one lowercase letters (a-z)

Include at least one uppercase letters (A-Z)

Include at least one number (0-9)

Include at least one Special Character (\*?!&¥\$%^#.,/@"';:)

Create Account

[Sign In](#)

Set a password and  
agree to terms.

# 4.Register Account

[Other Centers](#)[EN](#)[Sign In](#)[Create Account](#)

2.Enter the code  
from your email.



The screenshot shows the 'Individual' registration tab. It includes fields for email, password, and a verification code. A security verification popup is centered on the screen, displaying a street scene image and a slider puzzle. The 'Sent Code' button is highlighted with a red box. Below the registration fields, there is a checkbox for terms and conditions, a list of password requirements, and 'Create Account' and 'Sign In' buttons.

Individual Agency

Enter your code

Enter your code

Enter your code

Enter your code

I have read and agreed to the

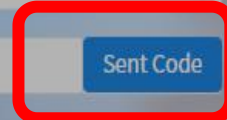
Password must :

- ✓ Be a minimum of 8 characters
- ✓ Include at least one lowercase letters (a-z)
- ✓ Include at least one uppercase letters (A-Z)
- ✓ Include at least one number (0-9)
- ✓ Include at least one Special Character (\*?!&¥\$%^#.,/@"';:)

Create Account

[Sign In](#)

1.Click "Send  
Verification Code."



If no popup appears,  
check your browser  
settings.



## 5. Main Interface (After Login)

The screenshot shows the main interface of a visa application portal after login. The top navigation bar includes a search icon, a language selector (English), a link to 'Other Centers', and a 'My Account' button. Below this, a secondary navigation bar contains 'Visa', 'About Us', and 'Useful Links'. A large yellow banner with the text 'Start for Visa' is prominently displayed. Below the banner, a white box prompts the user to 'Please select your passport type'. The main content area is divided into three columns: 'News', 'Visa info', and 'Beautiful China'. The 'News' column lists recent updates with dates. The 'Visa info' column provides links to various resources like Visa Category, Visa Fees, Sample Application Form, Downloads, and FAQ. The 'Beautiful China' column features a scenic image of the Yellow River Basin with a caption about its coastline. Red annotations highlight the 'My Account' button and the 'Application Form' button, with yellow callouts providing instructions on how to navigate to the account and start filling the form.

Navigation Bar: Search, English, Other Centers, My Account

Secondary Navigation: Visa | About Us | Useful Links

Start for Visa

Please select your passport type

News

News	More >
Notice on the Upgrade of the Online Review...	2025-03-14
Steps for Applying for a Chinese Visa Online	2025-03-17
Guide to Applying for S2 Visa foe Foreign...	2024-11-20
China Visa Application Service Center in 2025	2024-12-05
Notice on Further Optimizing Visa Policies for...	2024-10-16

Visa info

- Visa Category
- Visa Fees
- Sample Application Form
- Downloads
- FAQ

Beautiful China

Splendid South China  
The Yellow River Basin and its 18,000 kilometers of winding coastline

Annotations:

- Navigate to "My Account"
- Click this to Start Filling Form.

# 6.Read Instructions

## Guidelines for Filling in the China Online Visa Application (COVA) Form

(\*)This website supports the following browsers: Google Chrome, Microsoft Edge, Mozilla Firefox (version 54.0 and higher), and Safari (version 10.0.1 and higher).

1. When filling in the application form, if you want to move to the next or previous page, please click the "Next" or "Previous" button at the bottom of the page, and do not use the forward or backward function of the browser.
2. Please fill in each column correctly. The items marked with "\*" are mandatory. You have to answer all the mandatory questions on the page before proceeding to the next step. Some of these items have the option of [Not Applicable]. If a question does not apply to you, please tick "Not Applicable" to proceed.
3. If you have questions about the items in the COVA, you may click the "Help" button on the upper right corner to get help.
4. You may click the [Save] button to save an unfinished form, but the contents can only be kept for 30 days in the system. You can continue to fill in the unfinished form within 30 days by logging in to your account.
5. Please make sure the form is correctly completed before you click the "Submit" button. Once the application is submitted, you cannot make any changes.
6. After submitting the application, you need to upload the electronic version of the application materials, which should be clear and complete, as required by the relevant Chinese Embassy/Consulate.
7. The relevant Chinese Embassy/Consulate may require you to make an appointment for a video interview and subsequently make an appointment for a visit to the Chinese Embassy/Consulate to submit your passport. Please closely follow the status of your application.
8. Please fill in the form in Chinese or English.
9. The system only accepts visa applications for entry dates within the next 90 days. Applications submitted outside of this period will not be processed.
10. Once your application has been approved, please proceed promptly to the visa centre or Embassy or Consulate to complete the visa process, in order to avoid the application becoming invalid.

**Notice:** Submitting the COVA Form online does not mean that you will get the visa you have applied for. The final decision on the visa will be made by the Chinese Embassy/Consulate, which may be different from your application.

### Instructions for visa applications at the Embassy/Consulate:

1、申请人完成在线填表后，可在本网站查询办证进度并按要求修改表单、补充申请材料。2、申请状态为“待递交护照”时，申请人可到中国签证申请服务中心（地址：澳门罗理基博士大马路223-225号南光大厦一层）递交护照等资料，留存指纹等生物信息并支付签证费用。

1. After completing the online form, applicants can check the processing status of their application on this website and modify the form or supplement application materials as required. 2. When the application status is "Passport to be submitted", applicants can submit their passports and other materials, provide biometric information such as fingerprints, and pay the visa fee at the China Visa Application Service Center (Address: Avenida do Dr. Rodrigo Rodrigues, Nam Kwong Building, 1/F, 223-22

The city you have chosen for your visa application is: Montreal

Start filling in the form.

Click "Start Filling Form" to begin

# 7.Fill Out New Form

1

Fill in the form online.

2

Upload materials

3

Please confirm the information entered is correct

4

Payment

## 1、 Personal information

2、 Type of visa

3、 Work information

4、 Education

5、 Family information

6、 Information on your travel

7、 Information on previous travel

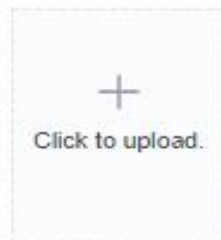
8、 Other information

9、 Declaration

Please fill in the form in Chinese or English.

## 1、 Personal information

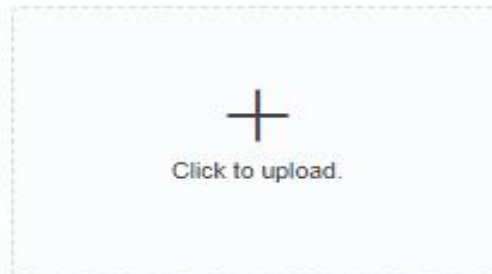
\* Upload your photo.



[View the photo requirements.](#)

\* Data page of the passport

\* Please upload a screenshot of the data page of your passport.



Complete all sections, upload documents, and submit.

**Note:** Use "Next" to proceed.  
"Save " will save the incomplete application form

Save

Next



# 8.Resume Incomplete Form

## Guidelines for Filling in the China Online Visa Application (COVA) Form

(\*)This website st

1. When filling in

2. Please fill in ea

3. If you have que

4. You may click t

5. Please make s

6. After submitting

7. The relevant C

8. Please fill in th

9. The system o

10. Once your ap

Notice: Submitting

### Instructions for visa applications at the Embassy/Consulate:

1. 申请人完成在线填表后，可在本网站查询办证进度并按要求修改表单、补充申请材料。2. 申请状态为“待递交护照”时，申请人可到中国签证申请服务中心（地址：澳门罗理基博士大马路223-225号南光大厦一层）递交护照等资料，留存指纹等生物信息并支付签证费用。

1. After completing the online form, applicants can check the processing status of their application on this website and modify the form or supplement application materials as required. 2. When the application status is "Passport to be submitted", applicants can submit their passports and other materials, provide biometric information such as fingerprints, and pay the visa fee at the China Visa Application Service Center (Address: Avenida do Dr. Rodrigo Rodrigues, Nam Kwong Building, 1/F, 223-22

My draft

The city of your visa application	Applicant name	Type of visa	Update time	Operation
MONTREAL	SAMPLE	(L) Tourism	2025-07-10	<a href="#">Continue to fill in t</a>

< 1 >

Unfinished forms will prompt you to resume

# 9.Payment Process



English ▾

13\*\*\*\*@qq

## Pay

### 1 Ways of submitting

\* You would not get a refund if consular officers process your application for longer time.

☐ Normal ☐ Express

### 2 Collection option

\* How are you going to collect your passport?

☒ By visiting the Visa Center

### 3 VIP service

### 4 Please select payment method

currency: MOP

Payment method : ☒ Offline payment

Submit

### Order Summary

Visa Fee:	0.00
Visa Rush Fee:	0.00
Total Visa Fee:	0.00
Service Fee:	0.00
Service Rush Fee:	0.00
Post Service Fee:	0.00
VIP Fee:	0.00
VAT:	0.00
Amount After VAT:	0.00

Online payment is unavailable. Select "Submit" to complete the virtual payment operation.

**Note:** Always click "Submit" to finalize.

# 10.My Account

English ▾



Logout>>

You can only query queue records in the last 3 months

Application Voucher Number

Please enter

Passport NO.

Please enter

Creation Date

2025-07-09 - 2025-07-09

Search

Fill in a Form



Completed

Queue record

Track your application

Account Settings

Application Voucher Number	APPLICATION NO.	Passport NO.	Status	Creation Date	Submission Date	Form-Filling Center	Operation
MAC3250709AL3500039	20250709852708...		Under review	2025-07-09	2025-07-09	MONTREAL	<a href="#">View</a>

After payment, you' ll be redirected to the "My Account" In the " Completed" , view your completed applications; the "**Status**" column shows your application progress. Click "**View**" to view it.

**Note :** the **creation date** for queries—ensure it covers the creation date to access all forms under this account (**only last 3 months' records are queryable**).



# 11.Application Approved



Logout>>



Completed

Queue record

Track your application

Account Settings

To edit applications submitted by other centers, please login to the respective center's website!

Application Voucher Number

Please enter

Passport NO.

Please enter

Creation Date

2025-07-09 - 2025-07-09

Search

Fill in a Form

Application Voucher Number	APPLICATION NO.	Passport NO.	Status	Creation Date	Submission Date	Form-Filing Center	Operation
MAC3250709AL3500039	20250709852708...		online review completed	2025-07-09	2025-07-09	MONTREAL	View

Total 1

10/page

< 1 >

If the "Status" column shows "**online review completed**", your online application has been approved. Click "**View**" to access and print the form.

# 12.Application Form Printing Guide

## Application information

Cancel application

- Barcode of the application form [Save as a picture](#)



## Visa application form

[Save as a PDF file](#)

### 1、 Personal information

2、 Type of visa

3、 Work information

4、 Education

5、 Family information

6、 Information on your travel

### 1、 Personal information

Photo



⊗ Notice: The photo has not been uploaded because it has failed the photo check. Please submit a photo that meets the requirements when applying for the visa.

Click "Save as a PDF file"  
to print the form.



 中国签证申请服务中心  
Chinese Visa Application Service Center

签证申请凭证 Visa Application Certificate

凭证号码 Certificate No.

联系人姓名 Contact Name

联系人电话 Tel

电子邮箱地址 E-mail

申请表编号 Application Form No.

护照号码 Passport No.



\*请将此单据打印，并带至签证中心。 Please print and bring this Certificate to the CVASC.

If approved, you' ll receive a **"Visa Application Certificate"** via email. **Print it**, promptly bring the original documents listed in the "Visa Category" and other required materials **to the visa center to apply**, and pay on-site after processing.

**Note**:After obtaining the Visa Application Certificate, submit offline & pay at Macau Visa Centre **within 2 weeks**; else, application invalid.

**13. Visa application certificate received via email.**



# 14.Application Rejected

English

To edit applications submitted by other centers, please login to the respective center's website!

Application Voucher Number

Please enter

Passport NO.

Please enter

Creation Date

2025-07-09

-

2025-07-09

Search

Fill in a Form

Application Voucher Number	APPLICATION NO.	Passport NO.	Status	Creation Date	Submission Date	Form-Filling Center	Operation
MAC3250709AL3500039	20250709852708...		To be modified	2025-07-09	2025-07-09		View

After submission, if changes are needed, you' ll receive an email. **Review the rejection reasons**, then log into the "My Account" locate your "To be modified" application, and **re-submit** after revisions.

From : 蒙特利尔签证中心

**The review was not passed**

Thank you for your letter

Your online initial review did not pass.

The Consular Officer's note: Dear applicant, based on the information provided, we suggest that you:

From : 蒙特利尔签证中心

**Modified application**

Your application form has been rejected.

Please log in to the Visa Centre website to check and revise as required.

# Track your application (Offline Submission & Payment Completed)



English ▾

13  
@qq.com

Logout>>



Visa

Completed

Queue record

Track your application



Account Settings ▾

Pickup Form No.

Please enter

Passport NO.

Please enter

Full Name

Please enter

Search

Pickup Form No.

Full Name

Passport NO.

Reception time

Status

Operation

No Data

Total 0

10/page ▾

<

1

>

Check processing status on the website's Personal Center. Enter pickup Form No., passport No., and Full name to track.

# Cancellation Tips



English ▾



@qq.com

Logout>>



Visa

Completed

Queue record

Track your application



Account Settings

To edit applications submitted by other centers, please login to the respective center's website!

Application Voucher Number

Please enter

Passport NO.

Please enter

Creation Date

2025-07-09 - 2025-07-09

Search

Click here

Fill in a Form

Application Voucher Number	APPLICATION NO.	Passport NO.	Status	Creation Date	Submission Date	Form-Filling Center	Operation
MAC3250709AL3500039	20250709852708...		Under review	2025-07-09	2025-07-09		View

Total 1

10/page

1

To cancel a submitted application: find the target application in "**Completed**" under "My Account" and click "**View**"

**Note:** Only applications with status "Under review" can be canceled. For "To be modified" applications, resubmit first and wait for "Under review" status before canceling.



# Cancellation Tips

## Application information

Cancel application

The page will redirect here. Please click "Cancel Application "

## Visa application form

Save as a PDF file

### 1、 Personal information

2、 Type of visa

3、 Work information

4、 Education

5、 Family information

6、 Information on your travel

### 1、 Personal information


Photo



⊗ Notice: The photo has not been uploaded because it has failed the photo check. Please submit a photo that meets the requirements when applying for the visa.

# Cancellation Tips

**Note** : Frequent cancellations may **block** new applications for **30 days**.




If you want to cancel the application, please enter the reason for cancellation.

Please enter.

Note: You canceled a visa application on 2025-06-12. Re-canceling will block new applications for 30 days.

Cancel application

Cancellation request submitted

 Save as a PDF file

Enter cancellation reason, click "**Confirm**" after verification. Post-confirmation, "**Cancellation request Submitted**" will show in the top right; no further actions on this application.

Cancellation requires review; please wait patiently.

# Chinese Visa Application Service Center

## Office Address



7th Floor, No. 2000 , Rue Mansfield,  
Suite 700, Montreal, Quebec, H3A 2Z6,  
Canada

## Business hours



**Application Submission:** 9:00-15:00(work  
day only)



**Passport Collection:** 9:00-16:00(work day  
only)

## Business hours



**Tel :** 001-514-680-8472

(Telephone consultation time :



9:00-16:00(work day only)

**Email :** [montrealcenter@visaforchina.org](mailto:montrealcenter@visaforchina.org)







中国签证申请服务中心  
Chinese Visa Application Service Center

# Thank you

Chinese Visa Application Service Center in Montreal